

FARM EQUIPMENT AUCTION

R. Hart Hudson Farms Inc.

SATURDAY, 14th of MARCH, 2020 @ 9:30 am SOUTH HILL, VA

DIRECTIONS: Being on I-85 if traveling south take Exit 12A, if traveling north take Exit 12B (which is Hwy. 58), go west toward South Hill 400 yds., left on County Lane (by Cracker Barrell) go 1.4 miles to stop sign, go straight across to Dixie Tobacco Warehouse. Watch for auction signs.

SALE SITE ADDRESS: Dixie Warehouse – 1436 Rocky Branch Rd. – South Hill, VA 23970

JD tractors are
acreage eaters.



SALE HELD RAIN OR SHINE

E.B.Harris, 6:15AM - 9:59PM (252) 257-2140 Office

E.B., mobile (252) 430-9595

Office Fax (252) 257-1035

Fate, mobile (252) 813-5852

Shane Harris (919) 497-7990



Visit www.ebharris.com for updates.

3200 NC Hwy. 58
Warrenton, NC 27589

"The Complete Auction Service"

NCAL 1468

NC#C 4264

VAL 146

SCAL 3895



If new is a 10 this will be close to 9.9



Make the right move w/a 4640.



Word on the road is it does mighty pretty work.



Make sure your shoe laces are tied when the bus stops so they will know -U- are ready for work.



Only every now & then hat JD 340 offset comes up for sale.

TRACTORS

John Deere 8360R MFWD, SN-HEDQ84444 powered by 360 hp 6-cyl. diesel, IVT transmission, differential lock, ps, 1000 shift-on-the-go pto, (4) sets dual remote hydraulic outlets, 420/85R340 dual front tires, 520/85R46 rear tires, rear wheel weights, power beyond, ILS front suspension, 3249 hrs.

John Deere 8345R MFWD, SN-AAD006010, powered by 345 hp 6-cyl. diesel, IVT transmission with left hand shuttle, differential lock, ps, 1000 shift-on-the-go pto, (4) sets dual remote hydraulics outlets 480/70R34 front tires, 480/80R50 dual rear tires, 5078 hrs, power beyond, rear wheels weights.

John Deere 8400, SN-P006838, powered by 250 hp 6-cyl. diesel, differential lock, ps, 1000 shift-on-the-go pto, (4) sets dual remote hydraulic outlets, 16.9R30 front tires, 20.8R42 rear tires, 7226 hrs.

John Deere 4755, SN-P005056, powered by 194 hp 6-cyl. diesel, power shift transmission, differential lock, ps, 1000 shift-on-the-go pto, (3) sets dual remote hydraulic outlets, 16.5-16.1SL front tires, 520/85R38 dual rear tires, 6500 hrs.

John Deere 4640, SN-728SR, powered by 172 hp 6-cyl. diesel, quad range transmission, differential lock, ps, 1000 shift-on-the-go pto, (2) sets dual remote hydraulic outlets, 11.00-16 front tires, 520/85R38 rear tires, 1650 hrs. showing, single lift assist

John Deere 4640, SN-9656R, powered by 172 hp 6-cyl. diesel, power shift transmission, differential lock, ps, 1000 shift-on-the-go pto, (2) sets dual remote hydraulic outlets, 11.00-16 front tires, 24.5R32 rear tires, ? 2991? hrs., single lift assist

John Deere 4440, SN-047846R, powered by 144 hp 6-cyl. diesel, quad range transmission, differential lock, ps, 540 & 1000 shift-on-the-go pto, (2) sets dual remote hydraulic outlets, 11.00-16 front tires, 18.4R38 rear tires., 9272 hrs., single lift assist, (approx. 4500 hrs. on new engine)

John Deere 4055, SN-P003476, powered by 117 hp 6-cyl. diesel, power shift transmission, differential lock, ps, 540 & 1000 shift-on-the-go pto, (2) sets dual remote hydraulic outlets, 11.00-16 front tires, 20.8R38 rear tires, 9119 hrs., single lift assist.

John Deere 2955, SN-6150042L, powered by 97 hp 6-cyl. diesel, standard transmission w/rabbit & turtle, differential lock, ps, 540 & 1000 shift-on-the-go pto, (2) sets dual remote hydraulic outlets, 10.00-16 front tires, 18.4-38 rear tires., 18,739 hrs.

John Deere 2940, SN-408709L, powered by 91 hp 4-cyl. diesel, standard transmission w/rabbit & turtle, differential lock, ps, 540 & 1000 shift-on-the-go pto, (2) sets dual remote hydraulics, 10.00-16 front tires, 18.4R38 dual rear tires, 22825 hrs.

John Deere 2440, SN-247323UT, powered by 67 hp 4-cyl. diesel, standard transmission, differential lock, ps, 540 shift-on-the-go pto, dual remote hydraulic outlets, 7.50-16 front tires, 15.5-38 rear tires.

John Deere 2040, SN-257082L, powered by 44 hp 3-cyl. diesel, standard transmission, differential lock, ps, 540 shift-on-the-go pto, dual remote hydraulics, 6.50-16 front tires, 14.9-28 spin out rear tires.

TRUCKS & TRAILERS

(4) 1991 **GMC Topkick 7000**, Cat 3208 diesel, 5-speed w/ 2-speed, air brakes, west coast mirrors, 22.5 Spokes, 10' body.

1994 **Chevrolet Kodiak**, 8-cyl. gas, 6-speed, west coast mirrors, 22.5 Budds, 12 1/2' steel flatbed, w/1500 gal. flat bottom nurse tank & pump, 148K miles.

2006 **Ford F250** crewcab, 4x4, gas, automatic, 456K miles, VIN-1FTSW21507EA24759.

2001 **Chevrolet pickup**, 4x4, 8-cyl gas, automatic transmission, has some farm bruises

1983 **Toyota pickup**, 4x4, 8-cyl., 15" tires, 7 1/2' steel flatbed

1990's **Chevrolet S10**, 5-speed, 15" tires.

1984 **Dodge 150** labor hauling van, automatic transmission, 15" tires.

1971 **Chevrolet C50**, 6-cyl., gas, 9.00-20 Spokes, 15' dump- need new wood on bed, kinda course.

1992 **Ford F350**, 8-cyl., automatic transmission, 13-passenger bus, west coast mirrors, 16" Budds, 127,000 miles.

(2) 1992 **Ford school bus**, automatic, diesel, air brakes

1995 **Ford F-series**, 8-cyl., 5-speed w/2 speed, west coast mirrors, 22.5 Budds, 16' steel flatbed, 327,000 miles, with 2000 gal. poly nurse tank w/pump - set up right

1975 **Chevrolet CO65**, 8-cyl., gas, 5-speed, west coast mirrors, 10.00-20 front tires, 10.00-20 rear tires, Budds, 18' steel flatbed, w/1500 gal. flat bottom nurse tank w/pump.

1997 **Ford F350**, 11 passenger bus, automatic transmission, west coast mirrors, 16" Budds, 97,166 miles.

1997 **Dodge van**, 8 passenger, 8-cyl., automatic transmission, below eye line mirrors, 16" Budds, 193K miles

1973 **GMC 6000**, 8-cyl. 5-speed, w/ 2-speed, west coast mirrors, 9.00R20 Spokes, 24' steel flatbed.

1993 **Ford F250**, 4x4, automatic transmission, below eye line mirrors, 16" tires, Knaphiede 8' service body, needs engine, transmission is only 2 years old.

1987 **GMC General**, Detroit 12.7L. 400 HP, 6-cyl., 8-speed, west coast mirrors, 24.5 aluminum Budds, air brakes, sliding 5th wheel, 80,779 miles, 2 line wet line Hendrickson walking beam suspension.

1980's **Mack cabover MH613**, Mack 6-cyl. diesel, west coast mirrors, 24.5 Budds, camelback suspension.

(2) 2015 **Jet 36' x 96" hopper** bottom trailers, tandem axle, 60" sides, 22.5 Budds, roll over tarp.

Hudson 18' x 8' dual tandem trailer, 16.5 tires, pintle hitch.

14' x 6' flatbed trailer, tandem axle, 16" tires, loading ramps, 2 5/16 ball hitch.

BULK BARNs, IRRIGATION & TOBACCO EQUIPMENT

Barns Location: barns are located @ 338 Tobacco Lane – South Hill, VA. We will travel to this location @ the conclusion of the equipment sale @ warehouse.

(10) **DeCloet**, 10-box barns (Taylor boxes)

(2) **DeCloet**, 11-box (Taylor boxes)

(12) **Powell**, 10-box (Taylor boxes)

(These 24 have Evans heat exchange)

(4) **Taylor**, 8 box, Carolina heat exchange

(2) **Long all steel**, 8 box, DeCloet heat exchange

(10) **DeCloet**, 13 box, w/ DeCloet heat exchange

(16) **Dixie**, DeCloet 9 box, 11- DeCloet heat exchange, 5- Evans heat exchange

(4) **Long**, 126 rack, not converted

Barn Note: All barns are 1 phase, LP gas, double wall or covered, Cureco controls)

(6) **DeCloet 2-row harvesters**, JD 4-cyl. diesel, w/defoliators & cutter bars, SN-95071, AH9233, AH9238 w/Granville dump box, SN-99105 & 06010 w/DeCloet clam shell dump box.

(4) **Granville live bottom** trailers, 32', hydraulic driven, pintle hitch, 16" tires.

(3) **Rainbow Mdl. 9000 pumps** w/JD 6-cyl. diesel, w/CDB64516-3DC. on single axle carrier, 200 gal. fuel tanks, pin hitch, SN-16847 w/ 3961 hrs., SN- 17292 w/ 3917 hrs., SN-18393 w/1251 hrs., look excellent.

Caprari MECDMR80-3/2c pto pump, 1000 pto, 3-pt.

Gorman Rupp & Marlow 4x4 pumps.

Gorman Rupp 5x5 pump.

(8) **Amadas 0103365** irrigation reels, w/Nelson big gun, on 3-wheel cart, rewind motor- only fresh water, SN- 480409, SN - 480410, SN - 460746, SN - 460512, SN - 500007, SN - 520757, SN - 520758, SN-501010, look new.

Approx. **2500' Wade Rain**, 6" pipe, 30' sections, press on fittings.

Approx. **3000' Wade Rain**, 5" pipe, 20' sections, press on fittings.

Approx. **3000' Wade rain**, 4" pipe, 20' sections, press on fittings.

Approx. **15,000'** ring lock pipe, 30' sections.

Truck load of **irrigation fittings**.

Approx. (14) **big guns on stands**.

(3) **Holland** 8-row carousel setters, 6-pocket, w/tray racks, mounted on KMC 7x7 stack fold tool bar.

40' plant hauling trailer, will hold 45 acres of plants, former cotton trailer, nice.

(2) **7 x 12 plant trailers**, 7-tier, single axle, 15" tire, 2 5/16 ball hitch.

(2) **Wilson harvester** moving trailers, tri-axle, 16" tires, pintle eyelet hitch.

(4) **Single axle harvester** moving carts, pintle hitch.

(24) **4x18 tandem axle** tobacco trailers, 15" tires, 2" ball.

(3) **Powell 4-row** toppers.

Holland 2-row transplanter frame, pull type.

(2) **Roanoke** 1-row harvesters, 1 w/Granville dump box, not used in several years.

Tobacco baler w/scale, 2 5/16 ball hitch. - similar to Granville -made in South Hill.

(7) **Loadstar** 1/8 ton chain hoist.

Budget ½ ton chain hoist.

Frames to go harvester for blown down tobacco.

(4) Sets **DeCloet chain** stripper head.

DeCloet harvester parts - belts, rollers, hoses, cutter bars, hyd. motors, sprockets, fans

Bulk barn motors & burners.

Powell box loader.

Tandem axle reel cart, 15" tires, pintle hitch.

PLANTING & TILLAGE EQUIPMENT

John Deere 1890. 30' air drill, w/CCS seed metering, hydraulic remote on rear, 7 ½" spacing, SN-5710252.

John Deere 1795 12/24 planter, 15/30", no-till coulters w/trash wheels, air down pressure, row clutches, cast iron closing wheels, 2-pt. hitch., SN-HEA760132.

John Deere Mdl. 630, 27', 74-blade hydraulic fold disc, 9" spacing, tandem wheels, trail-type.

(2) **John Deere Mdl. 630**, 18', 50-blade hydraulic fold disc, 9" spacing, tandem wheels, trail-type.

John Deere Mdl. 210, 14', 44-blade disc, 9" spacing, tandem wheels, trail-type.

John Deere Mdl. 340, 14', 28-blade offset disc, 11" spacing, trail-type (rare to find).

John Deere Mdl. 115, 12', 32-blade disc, 9" spacing, tandem wheels, trail-type.

John Deere Mdl. 225, 8', 24-blade offset disc, 9" spacing, , trail-type.

(4) **6' disc**, 3-pt.

(2). **4' offset disc**, 3-pt.

John Deere 960, 20' hydraulic fold cultivator w/Unverferth drag board & rolling baskets, tandem wheels, pull type.

KMC 14' field cultivator, double rolling basket, 3-pt.

KMC 8-row rolling disc cultivator, hydraulic fold, 3-pt.

Lilliston 4-row rolling cultivator w/fertilizer attachment, 3-pt.

(2) **Lilliston** 4-row rolling cultivators, 3-pt

Case IH 8-row Danish tine cultivator, hydraulic fold, set up to side dress liquid nitrogen w/John Blue ground driven pump.

(2) **KMC** 4-row Danish tine cultivators w/First Products fertilizer, 3-pt.

(2) **4-row rolling** disc cultivators, 3-pt. (1) KMC (1) Lilliston.

Kewanee 270, 15' hydraulic fold field cultivator, 3-pt.

Unverferth Perfecta 12, 24' field cultivator, hydraulic fold, 3-pt.

John Deere 2310 mulch finisher, 24'9", hydraulic fold, walking tandems, pull type.

KMC 8-row bedder, floating parallel linkage, w/ hydraulic row markers, hydraulic stack fold, set up w/coil shanks to fumigate, 3-pt.

Unverferth 130 Zone Builder, 7-shank, hydraulic fold, 3-pt.

(2) **Unverferth 130** Zone Builder, 3-pt. (1) 5-shank, (1) 7-shank.

8-row bed shaper w/spray boom, on KMC hydraulic fold, 3-pt.

(3) **Rotteras**, 1000 pto, 3-pt., (2) Lely (1) Befco.

2-row middle buster, hi-clearance, hooks to hi-cycle.

(7) **Chisel plows**, 15, 13, 11 & 9-shank, 3-pt.

(3) **9-tine spring** tooth tiller, 3-pt.

All equipment used in tobacco Planting set on 48"

- (3) **2-row rigid shank** cultivators.
- (2) **John Deere 3835m**, 3-bottom switch plows, 3-pt.
- Ford** 4-bottom plow.
- Pittsburg** 3-bottom plow.
- Hedricks Dail** gasing rig.
- Befco** 4' roto-tiller, 540 pto, 3-pt.

SPRAYERS & APPLICATORS

- John Deere 4830**, 1000 gal. tank, 100' booms w/5-way nozzle on 20" spacing, boom height control, sells w/2630 display & Starfire 3000 receiver, 3238 hrs., new solution pump, SN-XHD0024174.
- John Deere 6100**, 320 gal. tank, set up to spray 8-row tobacco, auxiliary remotes, 8298 hrs., SN-X00457.
- (3) **John Deere 6000**, set up to spray 8-rows tobacco, 320 gal. tanks, cab, SN-X015482, SN-00219 w/auxiliary remote, SN-X015636 w/auxiliary remotes & easy ride front end.
- (3) **2100 gal. flat bottom** nurse tanks w/ pUmp & all plumbing, mounted on Ferree LT35D 32' lowboy, 10:00-20 Spokes, loading ramps.
- Agri Craft** stainless steel fertilizer tender w/motor, mounted on dual wheel truck chassis, pintle hitch.
- Reddick** 300 gal. sprayer, single axle, pull type.
- (2) **Johnson** 300 gal. sprayers, pull type.
- Reddick** 300 gal. front mount tank, last on 4640.
- Reddick 250** gal. trim view saddle tank.
- (3) **Reddick** 200 gal. trim view saddle tanks.
- (2) **150 gal. saddle tanks**, last on 2940 & 2955.
- (2) **Reddick** saddle tank frames that mount tanks vertical & high for JD 8000R series. Several sets **poly fertilizer hoppers**.
- (2) **Telone C pumps**.

EQUIPMENT

- Brent** 678 grain cart, 1000 pto, roll over tarp.
- John Deere CX20**, 20' hydraulic fold rotary cutter, chain guards, 1000 pto.
- John Deere 15'** hydraulic fold rotary cutter, 540 pto, pull type.
- John Deere 1518** hydraulic fold rotary cutter, 540 pto.
- Hardee LF50-160** long reach mower, 1000 pto, 3-pt.

- Bush Hog 160**, 12' hydraulic blade, 3-pt/\.
- John Deere 700** dirt pan, dolly wheel, approx. 7yd.
- John Deere 510** round baler, 540 pto (kept outside).
- John Deere 670** hay rake, ground driven, pull type.
- Oliver** ground driven manure spreader, good, ideal for horse & goat farms & the likes.
- John Deere 460/85R38** duals, 9-bolt.
- John Deere 520/95R38** duals, 8-bolt.
- 10" wheel spacer**, last on 8400.
- 10" wheel spacer**, 12-bolt.
- KMC hydraulic** fold row markers, 7x7 mounts.
- KMC dirt door**, 6-row.
- (5) **Unverferth rolling** baskets to go on Zone Builder.
- Agri Supply** spin spreader, 540 pto, 3-pt.
- Ford industrial** 4-cyl. gas engine, rebuilt, never used.
- Multiple **cultivator parts** & fertilizer distributors.

GPS

- John Deere 2630** display w/section control.
- John Deere 2630** display w/Auto Trac SF2
- (2) **John Deere Starfire 3000** receivers.

Auctioneer's Note

The Hudson Family has been farming since the 50's. They have decided to cut back in their farming operation . 99% of the equipment has been kept inside enclosed buildings & has been maintained to the highest standards. Be Here Sale Day for good quality farm equipment & -U- set the price.

For further information call Glenn Hudson 434-917-1349

Bring hauling rigs so we can load -U-sale day. On the large 8-row equipment it may be advantageous to use an implement transporter.

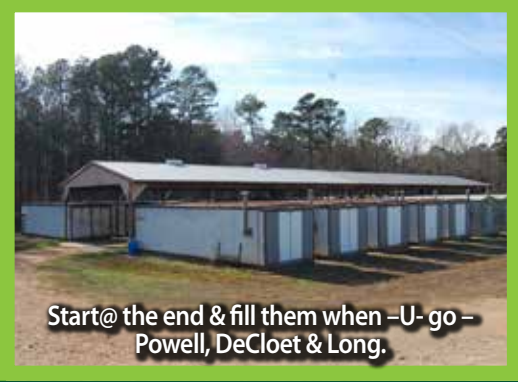
Terms & Conditions: All purchases must be paid for sale day. All property sells as is where is with all faults, with absolutely no warranties implied or expressed in any way. All Serial Numbers, mileage & hrs. unverified. All info printed in brochure is believed to be correct but not guaranteed. The auction company reserves the right to offer property in separate sales, combinations thereof or as a whole.



Be 4 of these Granville - we have come a long way from the slide truck.



Someone is busy to fill 24 rows w/plants when it gets to the end of the row - (3) of these.



Start@ the end & fill them when -U- go - Powell, DeCloet & Long.



All fresh water pipe.



When not hauling plants mama may use as a rolling chicken coop.

4830 w/boom height control handle the rolling land w/ease if -U- are not paying attention.



A man w/out his tools is nothing - w/his tools a man is all.



This is the answer to "row rage" right here.



All photos were taken in the warehouse - depends we may have the auction inside the warehouse.



8345R - the right tractor makes all the difference.



All rows will be shorter - (6) DeCloet harvesters bring in the right amount of leaves.



If your water hole is one short of ship wreck, these pumps can draw it down in a hurry.



Long, Taylor, DeCloet & Powell - enough variety to suit most every farm's fancy.

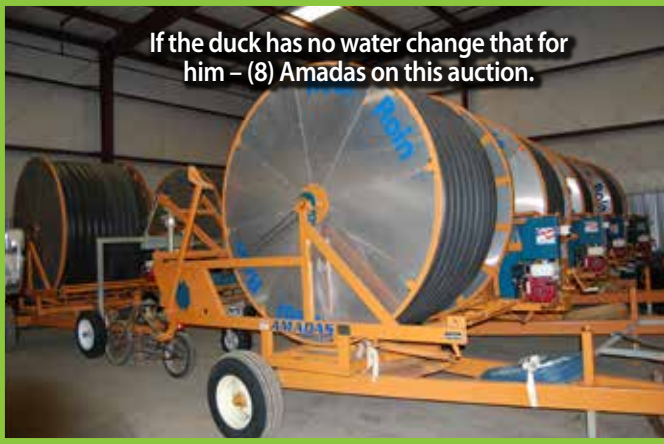




Safety means a lot (2) hopper bottoms have a lower center of gravity for safety.



Always trying to get the buyer what they may need - here's floating 8-row w/parallel linkage on a stacker bar.



If the duck has no water change that for him - (8) Amadas on this auction.



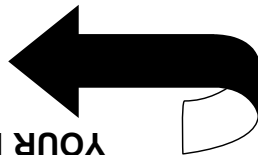
Try not to drool when these (4) 3-wheel JD hi-cycles come on the block.



"THE COMPLETE AUCTION SERVICE"
RETURN SERVICE REQUESTED

3200 NC Hwy. 58
Warrenton, NC 27589
NCAL 1468

Inc. / Auctioneers



YOUR PERMANENT BUYER'S # IS HERE

FIRST CLASS MAIL

TIME SENSITIVE MATERIAL - DELIVER ON TIME!!
IN HOME 2-25 / 2-27

Permanent Buyer's Note: When you receive this brochure in the mail, your permanent # appears above your name. Bring this brochure with you to the sale & you never have to register. Check your name & address to make sure we have it correct. If there are any changes or if you are receiving more than one made. brochure, advise us of the changes that need to be

Presorted
First Class Mail
U.S. Postage
PAID
Permit No. 62
Macon, NC
27551